

Pop / Rock

4x

1

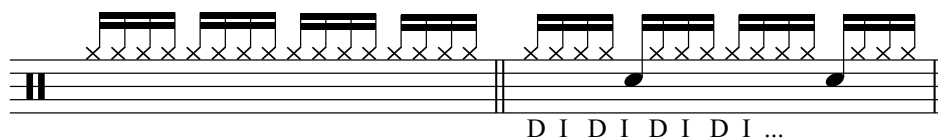
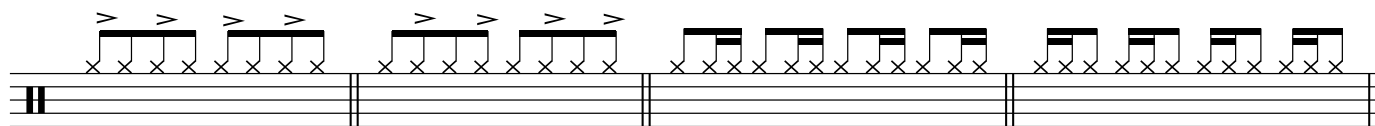
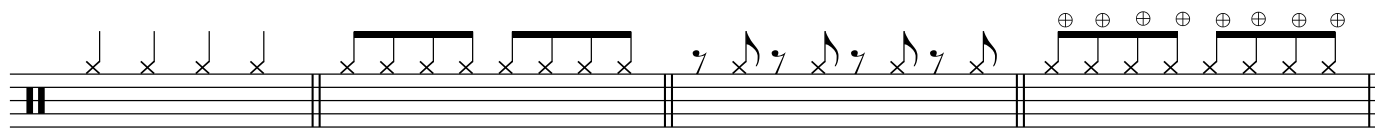
Musical notation for guitar part 1, consisting of four systems of four staves each. The first staff of the first system is marked with a treble clef, a key signature of one sharp (F#), and a 4/4 time signature. The notation includes various rhythmic patterns such as quarter notes, eighth notes, and sixteenth notes, with repeat signs and first/second endings. The piece concludes with a double bar line.

4x

2

Musical notation for guitar part 2, consisting of five systems of four staves each. The first staff of the first system is marked with a treble clef, a key signature of one sharp (F#), and a 4/4 time signature. The notation includes various rhythmic patterns such as quarter notes, eighth notes, and sixteenth notes, with repeat signs and first/second endings. The piece concludes with a double bar line.

Patrones de Charles / Ride



- Tocar todos los ejercicios en el ride, con estos patrones de charles en el pie izquierdo.



Aperturas de charles

1

4x

2

4x

- Tocar ejercicios con este ostinato



Pop / Rock II

1

2


The image displays two sets of musical exercises, labeled '1' and '2'. Each set consists of three staves of rhythmic notation. Exercise 1 features a variety of rhythmic patterns including eighth notes, quarter notes, and rests, often grouped with beams and slurs. Exercise 2 shows more complex patterns with frequent sixteenth notes and eighth notes, also using beams and slurs. Both exercises are presented in a clear, black-and-white format on a white background.

- Combinar estos ritmos con la hoja de "patrones de charles / ride".

Fills

Formula para improvisar

3x Ritmo Fill



The notation shows a single staff with a double bar line and repeat dots on the left. The first section, labeled '3x Ritmo', consists of three measures of a simple rhythmic pattern. The second section, labeled 'Fill', consists of four measures of a rhythmic pattern represented by diagonal slashes, ending with a double bar line and repeat dots.



A single staff of music with a double bar line and repeat dots on the left. It contains four measures of rhythmic notation: the first measure has four quarter notes; the second has two quarter notes followed by a quarter rest and a quarter note; the third has a continuous eighth-note pattern; the fourth has a quarter note, an eighth rest, a quarter note, an eighth rest, and a quarter note.



A single staff of music with a double bar line and repeat dots on the left. It contains four measures of rhythmic notation, each featuring eighth notes with eighth rests: the first has eighth notes on the first and third eighth positions; the second has eighth notes on the second and fourth eighth positions; the third has eighth notes on the third and fifth eighth positions; the fourth has eighth notes on the fourth and sixth eighth positions.



A single staff of music with a double bar line and repeat dots on the left. It contains four measures of rhythmic notation, each featuring sixteenth notes with sixteenth rests: the first has sixteenth notes on the first, third, and fifth sixteenth positions; the second has sixteenth notes on the second, fourth, and sixth sixteenth positions; the third has sixteenth notes on the third, fifth, and seventh sixteenth positions; the fourth has sixteenth notes on the fourth, sixth, and eighth sixteenth positions.

Añadir acentos y diferentes orquestraciones

Coordenacion y Centro de Gravedad

1

2

Tocar de memoria "**Stick Control**" 1-13 con cada secuencia de ostinatos de pies.

- 1) Manos solo en la caja
- 2) M.D. Ride M.I. Caja
- 3) M.D. Ride M.I. Orquestrando
- 4) Manos Orquestrando
- 5) Improvisación Libre

